

FlexConnect

Sensys Networks FlexConnect is a stand-alone unit that provides an SDLC interface to TS2 controllers* for Gateways (FlexControl Module, FlexControl Card (i.e., APCC), FlexAP). FlexConnect replaces the functionality of the EX cards. This reduces system costs and the need for additional card slots for expansion cards and multiple racks in controller cabinets.

FlexConnect connects to the EX port on the FlexControl Module or FlexControl Card (i.e., APCC) or the CC card (for the FlexAP). FlexConnect conforms to the Port 1 interface communications and indicator requirements specified in the NEMA TS2-2003 standard. FlexConnect is powered through the 9-28VDC barrel connector, the EX port (recommended), or the USB port. The front panel display shows the channel status of the 64 channels arranged as four racks of 16 channels each. Racks can be independently enabled or disabled via a push button. TrafficDOT is used to configure the channels and download firmware updates.



Functions / Features

Directly connects a FlexControl Module, FlexControl Card (i.e., APCC) or CC card to a TS2 controller via the SDLC link

- Eliminates the need for EX cards and additional card slots in the cabinet.
- Adheres to NEMA Standard TS2-2003 requirements: 8.6.1, 8.6.2.

FlexConnect is programmable via TrafficDOT

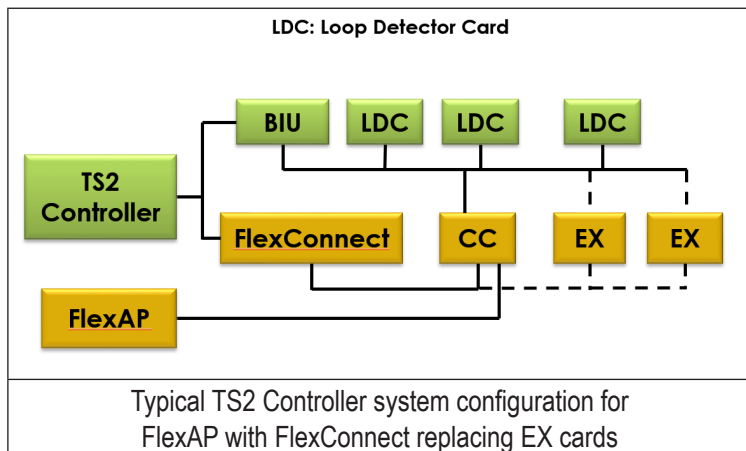
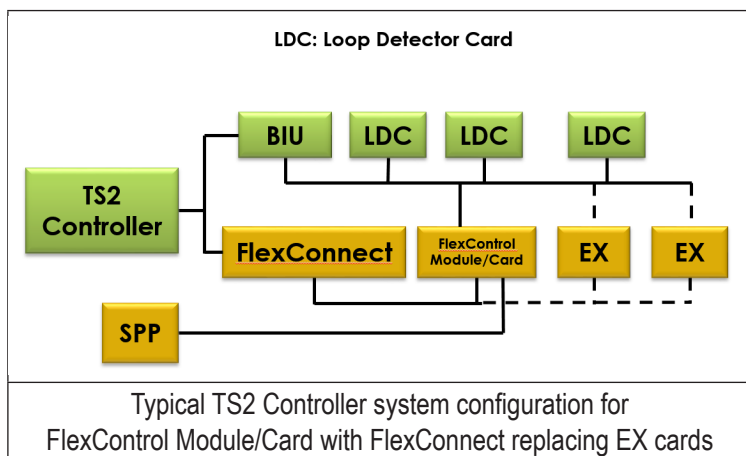
- Utilizes the same configuration interface as CC and EX cards.
- All current CC and EX card configuration options are supported.
- FlexConnect supports a total of 64 channels.

Simple installation

- Mounts in traffic cabinet with DIN mount or bracket mount. Mounting kit supplied with module.

Software Compatibility

- FlexControl Module or FlexAP firmware v3.0.0 or later.
- FlexControl Card (i.e., APCC) firmware v2.10.3 or later.
- TrafficDOT software v2.12.2 or later.



* And other controllers that support Port 1 SDLC connections

Front Panel

power LED indicator	for unit power
TX LED indicators	for SDLC and EX port connections
Link LED indicators	for SDLC and EX port connections
channel LED display	rack number indicator and 16 channel status states: call, no call, recall, disabled
push button	for rack number selection and rack enable/ disable
USB B connector	USB port connection to FlexControl Module/Card for SDLC monitor data and debug data and power

Back Panel

power connector	to cabinet power adapter or terminal blocks
DB15 connector	SDLC link to TS2 controller
RJ45 connector	connection to EX port






Power, Physical, & Environmental

input voltage	<ul style="list-style-type: none"> 9-28 VDC (24 VDC nominal): 5.5 mm x 2.1 mm barrel power connector, or 5 VDC nominal USB port 9-28VDC EX port (recommended)
power consumption	less than 300 mW
dimensions	4.3" x 3.5" x 1.2" (10.9 cm x 8.8 cm x 3 cm) without mount
weight	7.8 oz (221.1 g) without mount
operating temp	industrial -40°C to 80°C
mounting	DIN or cabinet mount

Available Products

Order Code	Description
FLEX-CONN-M	FlexConnect (DIN and bracket mounting kit included).
FLEX-CONN-ACC-1	FlexConnect TS2 Y-Cable (0.5'/3'): Splitter cable to connect FLEX-CONN-M to used SDLC port.
FLEX-CONN-ACC-2	FlexConnect Power Cord (6'): Cord to connect FlexConnect with cabinet power terminal blocks.
FLEX-CONN-ACC-3	FlexConnect Power Supply (60W, 12V): Industrial rated cabinet power adapter with cords (6' AC/4' DC).
FLEX-CONN-ACC-4	FlexConnect TS2 Straight Cable (3'): Through cable to connect FLEX-CONN-M to spare SDLC port.
FLEX-CONN-ACC-5	FlexConnect 2070 Y-Cable (0.8'/4'): Splitter cable to connect FLEX-CONN-M to C12S P1 port.
FLEX-CONN-ACC-6	FlexConnect 2070 Straight Cable (6'): Through cable to connect to FLEX-CONN-M to C12S P1 port.



CHANNEL LED Display Legend		
Display	Meaning	TS2 Diag Response
	channel disabled	watchdog failure
	no call	none
	call	none
	recall due to all sensors in fault	open circuit
	recall due to some sensors in fault	excessive inductance

Compliance

safety	2006/95/EC
EMC	<ul style="list-style-type: none"> FCC: This device complies with Part 15 of the FCC rules. Operation is subject to the following two conditions: (1) This device may not cause harmful interference, and (2) this device must accept any interference received, including interference that may cause undesired operation. 2004/108/EC IC: This device complies with Industry Canada licence-exempt RSS standard(s). Operation is subject to the following two conditions: (1) this device may not cause interference, and (2) this device must accept any interference, including interference that may cause undesired operation of the device. IC : Le présent appareil est conforme aux CNR d'Industrie Canada applicables aux appareils radio exempts de licence. L'exploitation est autorisée aux deux conditions suivantes : (1) l'appareil ne doit pas produire de brouillage, et (2) l'utilisateur de l'appareil doit accepter tout brouillage radioélectrique subi, même si le brouillage est susceptible d'en compromettre le fonctionnement.

Local Distributor